

**SULLIVAN WEST CENTRAL SCHOOL DISTRICT  
COVID-19 SYMPTOM FLOW CHART**

**IF A STAFF MEMBER HAS:**

1. A temperature greater than 100.00°F  
OR  
2. Responded to YES on any of the screening questions  
OR  
3. Any of the following symptoms:

- |                   |             |                              |                         |
|-------------------|-------------|------------------------------|-------------------------|
| • Abdominal pain  | • Diarrhea  | • Rash                       | • Cough                 |
| • Vomiting        | • Neck pain | • Bloodshot eyes             | • Difficulty breathing  |
| • Fever or chills | • Fatigue   | • Muscle or body aches       | • Nausea                |
| • Sore throat     | • Headache  | • New loss of taste or smell | • Congestion/runny nose |

*\*The School Nurse shall confirm if the symptom may be disregarded if she is already aware of a non-COVID chronic pre-existing condition that causes any of the above symptoms.*

**School Personnel Shall Take the Following Actions:**

1. If the staff member is home they shall not report to the school building and shall contact their Building Administrator and the School Nurse.
2. If on school premises the staff member shall immediately notify the Nurse and go home.
3. Refer staff member to contact their health care provider.
4. Follow CDC guidelines for cleaning & disinfecting space.

**STAFF STAY HOME UNTIL:**

COMPLETED A  
COVID-19 TEST

DID NOT COMPLETE  
A COVID-19 TEST

EXPOSED TO POSITIVE CASE  
OF COVID-19 OR TRAVELED TO  
RESTRICTED STATE

**POSITIVE**

**NEGATIVE**

1. Complete quarantine for 10 days since the first symptom.
2. It has been 3 days since the staff member has had a fever, without taking medicine.
3. It has been 3 days since the symptoms improved, including cough & shortness of breath.
4. Staff member shall contact their health care provider and provide a letter they may return to school in coordination with Public Health.
5. Notify State DOH & Public Health of positive result.

No symptoms after negative test result and quarantined for 3 days since the symptoms improved.

- Staff member may return to school when:
1. No fever without the use of medicine and felt well for 24 hours.
  2. Diagnosed with another condition and has a health care provider written note stating they are clear to return to school.

1. Quarantine for 14 days after exposure.
2. Has not developed symptoms before returning to school.
3. Discharge from quarantine and return to school in coordination with Public Health.
4. Completes a COVID-19 test with negative result.

# SULLIVAN WEST CENTRAL SCHOOL DISTRICT COVID-19 SYMPTOM FLOW CHART

## IF A STUDENT HAS:

1. A temperature greater than 100.00°F  
OR
2. Any of the following symptoms:

- Abdominal pain
- Vomiting
- Fever or chills
- Sore throat
- Diarrhea
- Neck pain
- Fatigue
- Headache
- Rash
- Bloodshot eyes
- Muscle or body aches
- New loss of taste or smell
- Cough
- Difficulty breathing
- Nausea
- Congestion/runny nose

*\*The School Nurse shall confirm if the symptom may be disregarded if she is already aware of a non-COVID chronic pre-existing condition that causes any of the above symptoms.*

## School Personnel Shall Take the Following Actions:

1. Student shall be immediately separated and escorted to the Nurse's Office.
2. Student shall remain supervised until they are transported home.
3. Refer student/parent to contact their health care provider.
4. Follow CDC guidelines for cleaning & disinfecting space.

## STUDENT(S) STAY HOME UNTIL:

COMPLETED A  
COVID-19 TEST

**POSITIVE**

1. Student must complete quarantine for 10 days since the first symptom.
2. It has been 3 days since the student has had a fever, without taking medicine.
3. It has been 3 days since the student's symptoms improved, including cough & shortness of breath.
4. Parent shall contact their health care provider and provide a letter the student may return to school in coordination with Public Health.
5. Notify State DOH & Public Health of positive result.

**NEGATIVE**

No symptoms after negative test result and quarantined for 3 days since the student's symptoms improved.

DID NOT COMPLETE  
A COVID-19 TEST

Student may return to school when:

1. No fever without the use of medicine and felt well for 24 hours.
2. Diagnosed with another condition and has a health care provider written note stating they are clear to return to school.

EXPOSED TO POSITIVE CASE  
OF COVID-19 OR TRAVELED TO  
RESTRICTED STATE

1. Student shall be quarantined for 14 days after exposure.
2. Has not developed symptoms before returning to school.
3. Discharge from quarantine and return to school in coordination with Public Health.

## SWCSD Bulldog Hybrid Learning Experience

NYSED GUIDANCE pg. 89 “All students have the opportunity to feel safe, engaged and excited about their learning, whether in-person, remote, or some combination of the two. At the heart of teaching and learning are the relationships that students have with their peers, teachers, and school community members.”

### PreK-6 Example

<b>In-Person (Sample Activities)</b>	<b>At-Home (Sample Activities)</b>
Direct Instruction	Independent Practice (Review of In-Class Material) Supported by resources posted to Schoology or Seesaw.
Guided Support from Teacher	Interaction with Classmates and Teacher through Seesaw and Schoology
Collaborative Discussion with Classmates	Review of In-Class Material Through Video Content
Brain/Movement Breaks	Preview of Upcoming Content through Schoology, Video
Outdoor Class Sessions	Synchronous Video Experiences with Classmates and Teachers (e.g. Zoom Morning Meetings)
Student Presentations from At-Home learning time	Virtual Trips
	Project Based Learning Activity
	Completion of Online Assessments of Learning

**Middle School Grades 7-8 Example**

<b>In-Person (Sample Activities)</b>	<b>At-Home (Sample Activities)</b>
<p>Direct Instruction</p> <p>Guided Support from Teacher</p> <p>Collaborative Discussion with Classmates</p> <p>Brain/Movement Breaks</p> <p>Outdoor Class Sessions</p> <p>Student Presentations from At-Home learning time</p>	<p>Independent Practice (Review of In-Class Material) Supported by resources posted to Schoology.</p> <p>Interaction with Classmates and Teacher through Schoology</p> <p>Review of In-Class Material Through Video Content</p> <p>Preview of Upcoming Content through Schoology, Video</p> <p>Synchronous Video Experiences with Classmates and Teachers (e.g. "Zoom"ing in Deeper on topics)</p> <p>Virtual Trips</p> <p>Project Based Learning Activity</p> <p>Completion of Online Assessments of Learning</p>

**High School Grades 9-12 Example**

<b>In-Person (Sample Activities)</b>	<b>At-Home (Sample Activities)</b>
<p>Direct Instruction</p> <p>Guided Support from Teacher</p> <p>Collaborative Discussion with Classmates</p> <p>Brain/Movement Breaks</p> <p>Outdoor Class Sessions</p> <p>Student Presentations from At-Home learning time</p>	<p>Independent Practice (Review of In-Class Material) Supported by resources posted to Schoology.</p> <p>Interaction with Classmates and Teacher through Schoology</p> <p>Review of In-Class Material Through Video Content</p> <p>Preview of Upcoming Content through Schoology, Video</p> <p>Synchronous Video Experiences with Classmates and Teachers (e.g. "Zoom"ing in Deeper on topics)</p> <p>Virtual Trips</p> <p>Project Based Learning Activity</p> <p>Completion of Online Assessments of Learning</p>

# SULLIVAN WEST CENTRAL SCHOOL DISTRICT

Based on guidance from NYS Department of Health and the NYS Education Department, a hybrid learning model is being planned to address the health and safety of our students and staff.

As part of our re-opening plan Sullivan West is preparing for the following:

- ❖ Requiring face coverings for staff and students (except when eating/drinking, engaging in physical activity or during instruction when social distancing can occur)
- ❖ Maintaining appropriate social distancing (6 ft.)
- ❖ Providing daily temperature checks for all students and staff
- ❖ Regularly cleaning and disinfecting schools, classrooms and buses
- ❖ Promoting proper hand and respiratory hygiene
- ❖ Ensuring equity, access and opportunities for all students



**First Day for All  
Students  
Thursday,  
September 10,  
2020**

## Student Cohorts





















**Cohort A:** Students attend school Monday and Tuesday. At-home learning takes place Wednesday, Thursday & Friday.

**Cohort B:** Students attend school Thursday and Friday. At-home learning takes place Monday, Tuesday & Wednesday.

**Cohort C:** Students with special considerations and targeted academic support attend school Monday, Tuesday, Thursday & Friday. At-home on Wednesday.

**Virtual Learning:** Parents who choose 100% at-home learning for their child(ren), at-home learning everyday- Monday, Tuesday, Wednesday, Thursday & Friday.

 Attends Schools       At-Home Learning

	Monday	Tuesday	Wednesday	Thursday	Friday
Cohort A					
Cohort B					
Cohort C					
Virtual					

***\*This plan is subject to change and dependent upon the approval of the NYS Education Department.***

**Sample Elementary School Student Schedule**  
**Hybrid Instructional Model**  
**2 Days in Person Learning; 3 Days at Home Learning**  
**Student Group "A"**

<b>Monday</b>	<b>Tuesday</b>	<b>Wednesday (At-Home Learning)</b>	<b>Thursday (At-Home Learning)</b>	<b>Friday (At-Home Learning)</b>
In Person Instruction following a regular instructional schedule	In Person Instruction following a regular instructional schedule	Full Class Morning Meeting on Zoom (Synchronous)	Full Class Morning Meeting on Zoom (Synchronous)	Full Class Morning Meeting on Zoom (Synchronous)
		Independent Practice guided by examples and materials posted on Schoology/Seesaw  Zoom (Synchronous) Support from Classroom Teacher	Independent Practice guided by examples and materials posted on Schoology/Seesaw  Zoom (Synchronous) with At-Home Learning Support Network Team Member (Specialist Teacher, Teaching Assistant)	Independent Practice guided by examples and materials posted on Schoology/Seesaw
		Lunch/Brain Break	Lunch/Brain Break	Lunch/Brain Break
		Zoom (Synchronous) with At-Home Learning Support Network Team Member (Specialist Teacher, Teaching Assistant) and/or Classroom Teacher	Work with partner on project, guidance on Schoology/Seesaw for assignment	Zoom (Synchronous) with At-Home Learning Support Network Team Member (Specialist Teacher, Teaching Assistant)
		Finish up Independent Practice on Schoology/Seesaw	Finish up Independent Practice on Schoology/Seesaw	Finish up Independent Practice on Schoology/Seesaw
Student Dismissal - 1 hour early (At-Home Learning Support for all Students)	Student Dismissal – 1 Hour Early (At-Home Learning Support for all Students)	Zoom with classroom teacher to ask questions and check understanding	Zoom with classroom teacher to ask questions and help check understanding	Zoom with classroom teacher to ask questions and help check understanding

**Sample Middle School Student Schedule**  
**Hybrid Instructional Model**  
**2 Days in Person Learning; 3 Days at Home Learning**  
**Student Group "A"**

<b>Monday</b>	<b>Tuesday</b>	<b>Wednesday (At-Home Learning)</b>	<b>Thursday (At-Home Learning)</b>	<b>Friday (At-Home Learning)</b>
In Person Instruction following a regular instructional schedule	In Person Instruction following a regular instructional schedule	Independent practice guided by examples and materials on Schoology	Independent practice guided by examples and materials on Schoology	Independent practice guided by examples and materials on Schoology
		Zoom (Synchronous) Support from Classroom Teacher	Independent Practice guided by examples and materials posted on Schoology	Zoom (Synchronous) with At-Home Learning Support Network Team Member (Specialist Teacher, Teaching Assistant)
		Lunch/Brain Break	Lunch/Brain Break	Lunch/Brain Break
		Zoom (Synchronous) with At-Home Learning Support Network Team Member (Specialist Teacher, Teaching Assistant) and/or Classroom Teacher	Zoom (Synchronous) with At-Home Learning Support Network Team Member (Specialist Teacher, Teaching Assistant)	Work with partner on project, guidance on Schoology for assignment
		Finish up Independent Practice on Schoology	Finish up Independent Practice on Schoology	Finish up Independent Practice on Schoology
Student Dismissal - 1 hour early (At-Home Learning Support for all Students)	Student Dismissal – 1 Hour Early (At-Home Learning Support for all Students)	Zoom with classroom teacher to ask questions and check understanding	Zoom with course teacher to ask questions and check understanding	Zoom with course teacher to ask questions and check understanding

**Sample High School Student Schedule**  
**Hybrid Instructional Model**  
**2 Days in Person Learning; 3 Days at Home Learning**  
**Student Group "A"**

<b>Monday</b>	<b>Tuesday</b>	<b>Wednesday (At-Home Learning)</b>	<b>Thursday (At-Home Learning)</b>	<b>Friday (At-Home Learning)</b>
In Person Instruction following a regular instructional schedule	In Person Instruction following a regular instructional schedule	Independent practice guided by examples and materials on Schoology	Independent practice guided by examples and materials on Schoology	Independent practice guided by examples and materials on Schoology
		Zoom (Synchronous) Support from Classroom Teacher	Zoom (Synchronous) with At-Home Learning Support Network Team Member (Specialist Teacher, Teaching Assistant)	Zoom (Synchronous) with At-Home Learning Support Network Team Member (Specialist Teacher, Teaching Assistant)
		Lunch/Brain Break	Lunch/Brain Break	Lunch/Brain Break
		Zoom (Synchronous) with At-Home Learning Support Network Team Member (Specialist Teacher, Teaching Assistant) and/or Classroom Teacher	Work with partner on project, guidance on Schoology for assignment	Independent Practice guided by examples and materials posted on Schoology
		Finish up Independent Practice on Schoology	Finish up Independent Practice on Schoology	Finish up Independent Practice on Schoology
Student Dismissal - 1 hour early (At-Home Learning Support for all Students)	Student Dismissal – 1 Hour Early (At-Home Learning Support for all Students)	Zoom with course teacher to ask questions and check understanding	Zoom with course teacher to ask questions and check understanding	Zoom with course teacher to ask questions and check understanding



**Sample Elementary School Student Schedule**  
**Hybrid Instructional Model**  
**2 Days in Person Learning; 3 Days at Home Learning**  
**Student Group “B”**

<b>Monday (At-Home Learning)</b>	<b>Tuesday (At-Home Learning)</b>	<b>Wednesday (At-Home Learning)</b>	<b>Thursday</b>	<b>Friday</b>
Full Class Morning Meeting on Zoom (Synchronous)	Full Class Morning Meeting on Zoom (Synchronous)	Full Class Morning Meeting on Zoom (Synchronous)	In Person Instruction following a regular instructional schedule	In Person Instruction following a regular instructional schedule
Independent Practice guided by examples and materials posted on Schoology/Seesaw  Zoom (Synchronous) with At-Home Learning Support Network Team Member (Specialist Teacher, Teaching Assistant)	Independent Practice guided by examples and materials posted on Schoology/Seesaw	Independent Practice guided by examples and materials posted on Schoology/Seesaw  Zoom (Synchronous) Support from Classroom Teacher		
Lunch/Brain Break	Lunch/Brain Break	Lunch/Brain Break		
Work with partner on project, guidance on Schoology/Seesaw for assignment	Zoom (Synchronous) with At-Home Learning Support Network Team Member (Specialist Teacher, Teaching Assistant)	Zoom (Synchronous) with At-Home Learning Support Network Team Member (Specialist Teacher, Teaching Assistant) and/or Classroom Teacher		
Finish up Independent Practice on Schoology/Seesaw	Finish up Independent Practice on Schoology/Seesaw	Finish up Independent Practice on Schoology/Seesaw		
Zoom with classroom teacher to ask questions and check understanding	Zoom with classroom teacher to ask questions and check understanding	Zoom with classroom teacher to ask questions and check understanding	Student Dismissal - 1 hour early (At-Home Learning Support for all Students)	Student Dismissal – 1 Hour Early (At-Home Learning Support for all Students)

**Sample Middle School Student Schedule**  
**Hybrid Instructional Model**  
**2 Days in Person Learning; 3 Days at Home Learning**  
**Student Group “B”**

<b>Monday (At-Home Learning)</b>	<b>Tuesday (At-Home Learning)</b>	<b>Wednesday (At-Home Learning)</b>	<b>Thursday</b>	<b>Friday</b>
Independent practice guided by examples and materials on Schoology	Independent practice guided by examples and materials on Schoology	Independent practice guided by examples and materials on Schoology	In Person Instruction following a regular instructional schedule	In Person Instruction following a regular instructional schedule
Independent Practice guided by examples and materials posted on Schoology	Zoom (Synchronous) with At-Home Learning Support Network Team Member (Specialist Teacher, Teaching Assistant)	Zoom (Synchronous) Support from Course Teacher		
Lunch/Brain Break	Lunch/Brain Break	Lunch/Brain Break		
Zoom (Synchronous) with At-Home Learning Support Network Team Member (Specialist Teacher, Teaching Assistant)	Work with partner on project, guidance on Schoology for assignment	Zoom (Synchronous) with At-Home Learning Support Network Team Member (Specialist Teacher, Teaching Assistant) and/or Course Teacher		
Finish up Independent Practice on Schoology	Finish up Independent Practice on Schoology	Finish up Independent Practice on Schoology		
Zoom with course teacher to ask questions and check understanding	Zoom with course teacher to ask questions and check understanding	Zoom with course teacher to ask questions and check understanding	Student Dismissal - 1 hour early (At-Home Learning Support for all Students)	Student Dismissal – 1 Hour Early (At-Home Learning Support for all Students)

**Sample High School Student Schedule**  
**Hybrid Instructional Model**  
**2 Days in Person Learning; 3 Days at Home Learning**  
**Student Group "B"**

<b>Monday (At-Home Learning)</b>	<b>Tuesday (At-Home Learning)</b>	<b>Wednesday (At-Home Learning)</b>	<b>Thursday</b>	<b>Friday</b>
Independent practice guided by examples and materials on Schoology	Independent practice guided by examples and materials on Schoology	Independent practice guided by examples and materials on Schoology	In Person Instruction following a regular instructional schedule	In Person Instruction following a regular instructional schedule
Zoom (Synchronous) with At-Home Learning Support Network Team Member (Specialist Teacher, Teaching Assistant)	Zoom (Synchronous) with At-Home Learning Support Network Team Member (Specialist Teacher, Teaching Assistant)	Zoom (Synchronous) Support from Course Teacher		
Lunch/Brain Break	Lunch/Brain Break	Lunch/Brain Break		
Work with partner on project, guidance on Schoology for assignment	Independent Practice guided by examples and materials posted on Schoology	Zoom (Synchronous) with At-Home Learning Support Network Team Member (Specialist Teacher, Teaching Assistant) and/or Course Teacher		
Finish up Independent Practice on Schoology	Finish up Independent Practice on Schoology	Finish up Independent Practice on Schoology		
Zoom with course teacher to ask questions and check understanding	Zoom with course teacher to ask questions and check understanding	Zoom with course teacher to ask questions and check understanding	Student Dismissal - 1 hour early (At-Home Learning Support for all Students)	Student Dismissal – 1 Hour Early (At-Home Learning Support for all Students)

**Sample PreK-12 School Student Schedule**  
**Students with Special Considerations and Targeted Academic Support**  
**Hybrid Instructional Model**  
**4 Days in Person Learning; 1 Day at Home Learning**  
**Student Group "C"**

<b>Monday</b>	<b>Tuesday</b>	<b>Wednesday (At-Home Learning)</b>	<b>Thursday</b>	<b>Friday</b>
In Person Instruction following a regular instructional schedule	In Person Instruction following a regular instructional schedule	Full Class Morning Meeting on Zoom (Synchronous) K-6	Full Class Morning Meeting on Zoom (Synchronous) K-6  Independent practice guided by examples and materials on Schoology	Full Class Morning Meeting on Zoom (Synchronous) K-6  Independent practice guided by examples and materials on Schoology
		Independent Practice guided by examples and materials posted on Schoology/Seesaw  Zoom (Synchronous) Support from Classroom Teacher	Work with At-Home Learning Support Network Team Member (Specialist Teacher, Teaching Assistant) or join a Zoom group for support with others.  Movement Break	Work with At-Home Learning Support Network Team Member (Specialist Teacher, Teaching Assistant) join a Zoom group for support with others.  Movement Break
		Lunch/Brain Break	Lunch/Brain Break	Lunch/Brain Break
		Zoom (Synchronous) with At-Home Learning Support Network Team Member (Specialist Teacher, Teaching Assistant) and/or Classroom Teacher	Work with partner on project, guidance on Schoology for assignment  Movement Break	Independent Practice guided by examples and materials posted on Schoology  Movement Break
		Finish up Independent Practice on Schoology/Seesaw	Receive Intervention Services with service provider in person or via Zoom	Finish up Independent Practice on Schoology
Student Dismissal - 1 hour early (At-Home Learning Support for all Students)	Student Dismissal – 1 Hour Early (At-Home Learning Support for all Students)	Zoom with classroom teacher to ask questions and check understanding	Zoom with classroom/course teacher to ask questions and check understanding	Zoom with classroom/course teacher to ask questions and check understanding

**Sample At-Home Elementary School Student Schedule**  
**Hybrid Instructional Model**  
**5 Days in Person Learning**  
**Student Group “D”**

<b>Monday (At-Home Learning)</b>	<b>Tuesday (At-Home Learning)</b>	<b>Wednesday (At-Home Learning)</b>	<b>Thursday (At-Home Learning)</b>	<b>Friday (At-Home Learning)</b>
Synchronous morning meeting with designated class.	Synchronous morning meeting with designated class.	Synchronous morning meeting with designated class.	Synchronous morning meeting with designated class.	Synchronous morning meeting with designated class.
Independent practice guided by examples and materials on Schoology/Seesaw	Independent practice guided by examples and materials on Schoology/Seesaw	Independent practice guided by examples and materials on Schoology/Seesaw	Independent practice guided by examples and materials on Schoology/Seesaw	Independent practice guided by examples and materials on Schoology/Seesaw
Zoom (Synchronous) with At-Home Learning Support Network Team Member (Specialist Teacher, Teaching Assistant) Or Assigned Teacher	Zoom (Synchronous) with At-Home Learning Support Network Team Member (Specialist Teacher, Teaching Assistant) Or Assigned Teacher	Zoom (Synchronous) with At-Home Learning Support Network Team Member (Specialist Teacher, Teaching Assistant) Or Assigned Teacher	Zoom (Synchronous) with At-Home Learning Support Network Team Member (Specialist Teacher, Teaching Assistant) Or Assigned Teacher	Zoom (Synchronous) with At-Home Learning Support Network Team Member (Specialist Teacher, Teaching Assistant) Or Assigned Teacher
Lunch/Brain Break	Lunch/Brain Break	Lunch/Brain Break	Lunch/Brain Break	Lunch/Brain Break
Work with partner on project, guidance on Schoology for assignment	Independent Practice guided by examples and materials posted on Schoology	Zoom (Synchronous) with At-Home Learning Support Network Team Member (Specialist Teacher, Teaching Assistant) and/or Classroom Teacher	Work with partner on project, guidance on Schoology for assignment	Independent Practice guided by examples and materials posted on Schoology
Finish up Independent Practice on Schoology	Finish up Independent Practice on Schoology	Finish up Independent Practice on Schoology	Finish up Independent Practice on Schoology	Finish up Independent Practice on Schoology
Zoom with designated teacher to ask questions and check understanding	Zoom with designated teacher to ask questions and check understanding	Zoom with designated teacher to ask questions and check understanding	Zoom with designated teacher to ask questions and check understanding	Zoom with designated teacher to ask questions and check understanding

**Sample At-Home Middle and High School Student Schedule**  
**Hybrid Instructional Model**  
**5 Days in Person Learning**  
**Student Group “D”**

<b>Monday (At-Home Learning)</b>	<b>Tuesday (At-Home Learning)</b>	<b>Wednesday (At-Home Learning)</b>	<b>Thursday (At-Home Learning)</b>	<b>Friday (At-Home Learning)</b>
Independent practice guided by examples and materials on Schoology	Independent practice guided by examples and materials on Schoology	Independent practice guided by examples and materials on Schoology	Independent practice guided by examples and materials on Schoology	Independent practice guided by examples and materials on Schoology
Zoom (Synchronous) with At-Home Learning Support Network Team Member (Specialist Teacher, Teaching Assistant)	Zoom (Synchronous) with At-Home Learning Support Network Team Member (Specialist Teacher, Teaching Assistant)	Zoom (Synchronous) with At-Home Learning Support Network Team Member (Specialist Teacher, Teaching Assistant)	Zoom (Synchronous) with At-Home Learning Support Network Team Member (Specialist Teacher, Teaching Assistant)	Zoom (Synchronous) with At-Home Learning Support Network Team Member (Specialist Teacher, Teaching Assistant)
Lunch/Brain Break	Lunch/Brain Break	Lunch/Brain Break	Lunch/Brain Break	Lunch/Brain Break
Work with partner on project, guidance on Schoology for assignment	Independent Practice guided by examples and materials posted on Schoology	Zoom (Synchronous) with At-Home Learning Support Network Team Member (Specialist Teacher, Teaching Assistant) and/or Course Teacher	Work with partner on project, guidance on Schoology for assignment	Independent Practice guided by examples and materials posted on Schoology
Finish up Independent Practice on Schoology	Finish up Independent Practice on Schoology	Finish up Independent Practice on Schoology	Finish up Independent Practice on Schoology	Finish up Independent Practice on Schoology
Zoom with course teacher to ask questions and check understanding	Zoom with course teacher to ask questions and check understanding	Zoom with course teacher to ask questions and check understanding	Zoom with course teacher to ask questions and check understanding	Zoom with course teacher to ask questions and check understanding

**Sample School Student Schedule**  
**Special Education Students in Self-Contained Classes K-12**  
**Hybrid Instructional Model**  
**Student Group “E”**

Monday	Tuesday	Wednesday (At-Home Learning)	Thursday	Friday
In Person Instruction following a regular instructional schedule	In Person Instruction following a regular instructional schedule	Full Class Morning Meeting on Zoom (Synchronous)	In Person Instruction following a regular instructional schedule	In Person Instruction following a regular instructional schedule
		Independent Practice guided by examples and materials posted on Schoology/Seesaw  Zoom (Synchronous) Support from Classroom Teacher		
		Lunch/Brain Break		
		Zoom Related Service Sessions with providers		
		Finish up Independent Practice on Schoology/Seesaw		
Student Dismissal - 1 hour early (At-Home Learning Support for all Students)	Student Dismissal – 1 Hour Early (At-Home Learning Support for all Students)	Zoom with classroom teacher to ask questions and check understanding	Student Dismissal - 1 hour early (At-Home Learning Support for all Students)	Student Dismissal – 1 Hour Early (At-Home Learning Support for all Students)